

Dometic

The world leaders in silent absorption refrigeration. Dometic refrigerators are custom designed for caravans, campers, motorhomes and boats.

Features:

- Famous 3 way silent operation - LP Gas, 12V and 240v
- Performance enhanced cooling units - designed and manufactured for harsh Australian conditions
- Friendly to environment - CFC and Freon free
- Automatic flame failure device shuts off gas if flame is extinguished
- Magnetic door seal and travel latch which secures doors during travel
- Exclusive nylon "finger" bottle or can retainers
- Separate evaporator for food and freezer compartments on all 2 door models
- 24 month warranty and Australia wide network of Dometic trained service outlets

Dometic **RM4211** 3 WAY REFRIGERATOR/FREEZER



Top controls
618mm (h) 474mm (d) 486mm (w)
Weight: 20kg
Capacity: 60ltr (Incl. Freezer 3.7ltr)
Door: Changeable, right to left

003186

Dometic **RM7401** 3 WAY REFRIGERATOR/FREEZER



New curved volume doors allows more food to be stored plus manual energy selector.

Top controls
805.5mm (h) 536mm (d) 525mm (w)
Weight: 28kg
Capacity: 100ltr (Incl. Freezer 12ltr)
Door: Changeable, right to left

003184

Dometic **RM2553** 3 WAY REFRIGERATOR/FREEZER



This model has no exterior skin. It has wide metal mounting flanges for built-in application.

Top controls
1104mm (h) 627mm (d) 632mm (w)
Weight: 46kg
Capacity: 150ltr (Incl. Freezer 15ltr)
Door: No exterior door panel **003190**

Dometic **RM2350** 3 WAY REFRIGERATOR/FREEZER



This model has no exterior skin. It has wide metal mounting flanges for built-in application.

Top controls
766mm (h) 565mm (d) 550mm (w)
Weight: 29kg
Capacity: 90ltr (Incl. Freezer 11ltr)
Door: No exterior door panel **003187**

Dometic **RM2453** 3 WAY REFRIGERATOR/FREEZER



This model has no exterior skin. It has wide metal mounting flanges for built-in application.

Top controls
948mm (h) 627mm (d) 632mm (w)
Weight: 41kg
Capacity: 110ltr (Incl. Freezer 15ltr)
Door: No exterior door panel

003189

Dometic **RM4601** 3 WAY REFRIGERATOR/FREEZER



This model has no exterior skin. It has wide metal mounting flanges for built-in application.

Bottom controls
1427mm (h) 668mm (d) 632mm (w)
Weight: 61.5kg
Capacity: 186ltr (Incl. Freezer 47ltr)
Doors: No exterior door panels

003193

Dometic RGE410 2 WAY REFRIGERATOR/FREEZER

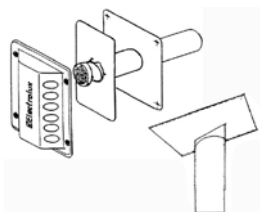


LP Gas/ 240v. This model is free-standing.

1612mm (h) 623mm (d) 592mm (w)
Weight: 73kg
Capacity: 220ltr (Incl. Freezer 45ltr)

003194

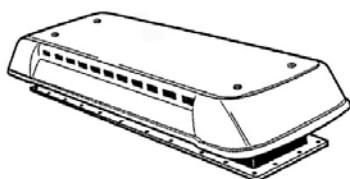
Dometic FLUE VENT KIT RM4200-RM4400



Baffled ventilation system for use with small refrigerators RM4211 - RM7401
5 piece.

016580

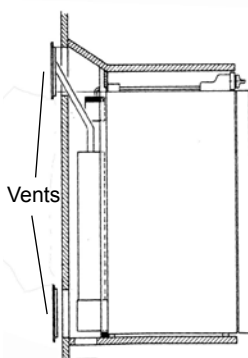
Dometic ROOF FRIDGE VENT COVER AND BASE



Sturdy plastic, aerodynamic design, for use with all Dometic refrigerators/freezers.
Cut out size 130mm x 590mm. Sold in two parts.

Vent cap **016564**
Vent base **016565**

Dometic FLUE VENT KIT



Used to vent warm air from the cooling unit at the rear of caravan/marine refrigerators into the atmosphere. This allows the unit to work efficiently.

This ventilation system features two mounting frames and deep ventilation grills which enables simple installation and removal of the vents for easier service and access to the refrigerator. The exhaust outlet is integrated into the top ventilation.

FLUE VENT KIT SPARES

Insert only to suit new style vent **016568**

Lower frame and vent to suit new style **038725**

**We stock a range of
spare parts for
Dometic
refrigerators. Please
contact Camec for more
information.**

Dometic FINCH B533 3 WAY CAMP FRIDGE



Lightweight and economical to run with robust colour bond steel cabinet.

445mm (h) 530mm (w) 460mm (d)
Weight: 15kg
Capacity: 33ltr approx.

003181

Dometic CHESCOLD F400 3 WAY REFRIGERATOR/FREEZER



The "Explorer" has moulded cabinet of outstanding quality and modern finish.

500mm (h) 610mm (W) 510mm (d)
Weight: 23kg
Capacity: 39 ltr approx.

003179

Dometic CHESCOLD RC1180 3 WAY REFRIGERATOR/FREEZER



The Combi Box has a removable internal divider which splits the unit into one compartment for refrigeration and another for freezing. Without the divider the whole unit becomes a refrigerator.

525mm (h) 665mm (w) 505mm (d)
Weight: 25kg
Capacity: 50 ltr approx.
Refrigerator: 30 ltr, Freezer: 16 ltr approx

003180



FRIGO 12/24v FRIDGE/ FREEZERS INTERNAL COMPRESSOR



C60i

C85i



C62i



Built in fridge/freezers suitable for RV and marine use complete with a "Nautic" front operated lock. Door is interchangeable.

C60i

615mm (h) 460mm (d) 470mm (w)
Weight: 15.8kg
Capacity: 60 ltr

002984

C85i

785mm (h) 470mm (d) 485mm (w)
Weight: 16.1kg
Capacity: 90 ltr

002987

C115i

765mm (h) 550mm (d) 525mm (w)
Weight: 21.2kg
Capacity: 118 ltr

002971

C115i USA

Same as C115i but with a flush fitting frame

002999


C62iSX

Dimensions same as the C62i but stainless steel.

002997



NAUTIC LOCK



A feature of many Vitrifrigo models, the Nautic lock allows the refrigerator door to be installed flush with the cabinet as the lock is operated from the front.

003112



FRIGO 12/24v FRIDGE/ FREEZERS EXTERNAL COMPRESSOR



C45L

C75L



C130L



Built in fridge/freezers with external cooling units which allow the compressor to be located in a cupboard or other convenient place with sufficient ventilation. Length of connection pipe is approx. 1.6m. A "Nautic" front operated lock.

C45L

544mm (h) 407mm (d) 390mm (w)
Weight: 16.1kg
Capacity: 45 ltr

002982

C75L

620mm (h) 467mm (d) 470mm (w)
Weight: 21.2kg
Capacity: 75 ltr

002986

C130L

765mm (h) 572mm (d) 525mm (w)
Weight: 27.4kg
Capacity: 133 ltr

002975

C130L Fridge Only

No freezer compartment
Dimensions same as C130L

002976

C130LX

Stainless steel with same dimensions as C130L

002978



FRIGO ICEMAKER IM CLASSIC HYDRO



Internal compressor. Can produce 7kg of ice in 24 hours. Connects to plumbing system. Stainless steel finish with flush mounted frame.

633mm (h) 432mm (d) 358mm (w)
Weight: 25kg
Capacity: 24ltr

240v

002967

110v

002968



FRIGO FREEZERS ONLY EXTERNAL COMPRESSOR



C110BT

Freezer only - stainless steel, aluminium internal finish fitted and a "Nautic" front operated lock. Suitable for marine use.

C110BT

765mm (h) 572mm (d) 525mm (w)
Weight: 41.2kg
Capacity: 108ltr

002970

C110BTUSA

Dimension as for C110BT but with flush fitting frame.

002998



COOLING UNITS



To suit Vitrifrigo evaporator plates. Stainless steel base and teflon mounts.

BD35 Compressor

003006

BD50 Compressor

003007


**FRIGO 12/24v 2-DOOR
FRIDGE/FREEZER 150L**

DP150i

Large capacity fridge/freezer fitted with a safe and practical swing lock door .

1095mm (h) 580mm (d) 525mm (w)
Weight: 38.8kg
Capacity: 150 ltr

002989

**FRIGO 12/24v 2-DOOR
FRIDGE/FREEZER
230L**


Large capacity fridge/freezers fitted with the Nautic front operated lock and a flush mounted frame.

DP2600

1355mm (h) 620mm (d) 590mm (w)
Weight: 64.5kg
Capacity: 230 ltr

002990
DP2600X

Stainless steel version of DP2600

002991

AIR 10 EVAPORATOR


Cooling is rapid and evenly distributed. Suitable for volumes up to 200 litres. **003031**


**FRIGO S/STEEL 12/24v
DRAWER FRIDGE/
FREEZERS**

DW180 Fridge Only

2 Drawers
830mm (h) 542mm (d) 607mm (w)
Weight: 55kg
Capacity: 145 ltr (65 ltr + 80 ltr)

002992
DW180 Fridge/Freezer

Dimensions same as DW180

002993
DW180 Freezer Only

Dimensions same as DW180

033871
DW70 Freezer Only

1 Drawer
462mm (h) 542mm (d) 607mm (w)
Weight: 26
Capacity: 75 ltr

002994
DW70 Fridge Only

Dimensions same as DW70

034784

**EVAPORATOR
PLATES**


Cooling units with plate evaporators can be adapted to the area to be refrigerated allowing more efficient use of available space - particularly useful in confined areas such as boats and caravans.

PT5

805mm (w) 230mm (h)

003028
PT7

1300mm (w) 290mm (h)

003033

**CHEST FRIDGE/
FREEZERS**

- Soft-touch digital control panel with hard-wearing membrane keypad
- Secure locking mechanism
- Ergonomically shaped recessed grips and sturdy, detachable carrying grips
- Interior light
- Wire frame evaporator guard
- Detachable lift-up lid
- Utmost stability
- Temperature range: 50°C below ambient


CF18

300mm (w) 414mm (h) 465mm (l)
Weight: 11.5kg
Capacity: 18 ltr
Voltage: 12/24

003262

CF25

260mm (w) 425mm (h) 550mm (l)
Weight: 12kg
Capacity: 25 ltr
Voltage: 12/24

003263

CF-35AC

360mm (w) 385mm (h) 710mm (l) including handles
Weight: 15.8kg
Capacity: 32.5ltr
Voltage 12/24

034881

CF-40AC

360mm (w) 445mm (h) 710mm (l) including handles
Weight: 16.8kg
Capacity: 40 ltr
Voltage 12/24/240v

034882

WAECO CHEST FRIDGE/ FREEZERS



CF-50AC

360mm (w) 480mm (h) 760mm (l) including handles
Weight: 18kg
Capacity: 49 ltr
Voltage: 12/24/240v

034883



CF-60AC

360mm (w) 580mm (h) 760mm (l) including handles
Weight: 21kg
Capacity: 59 ltr
Voltage: 12/24/240v

034884



CF-80AC

503mm (w) 454mm (h) 940mm (l) including handles
Weight: 29kg
Capacity: 80 ltr
Temp Range: 50°C below ambient
Voltage: 12/24v/240v

034885



CF-110AC

500mm (w) 555mm (h) 940mm (l) including handles
Weight: 32kg
Capacity: 106 ltr
Temp Range: 50°C below ambient
Voltage: 12/24v/240v

034886

WAECO CARRY BAGS



Insulated protective cover with velcro and zip panels on various models for easy fitting and removal. Pockets on the sides (except CF80 - CF110) to store small items. Four fixing rings for securing fridge safely in a vehicle. Manufactured of high quality silver-grey Oxford nylon on the outside, aluminium coated polyester on the inside with robust rubber coated black nylon on the ends and base.

Suit CF25	003282
Suit CF35	003283
Suit CF40	003284
Suit CF50	003285
Suit CF60	003286
Suit CF80	003287
Suit CF110	003288

WAECO 12V CAR COOLERS



With a spacious interior and safe and secure fastening, these thermoelectric car coolers are ideal when travelling as snacks and drinks are readily on hand - they make an ideal armrest when fitted on the rear seat.

TCT 08SE

442mm (d) 200mm (w) 298mm (h)
Weight: 3.2kg
Power source: 12V DC
Capacity: 8 ltr

003290

WAECO FRIDGE SLIDE



Secures your portable fridge to the vehicle while on the move but also enables convenient slide out access.

Suits CF30 to CF60.
Extends to 1420mm

003278

Suits CF80 to CF110.
Extends to 1660mm

003279

WAECO THERMOELECTRIC WARMER/ COOLERS



Waeco CoolPro coolers are lightweight and feature a convenient carry handle. Special electronics with soft-touch operating panel and save-power mode make for ease of operation. Power on/off, cold/warm switch and individual temperature regulation with the 7 stage thermostat are standard features. All models have LED indicators showing temperature in the cabinet. The detachable lid allows fast access to contents.

Power Source: 12/24v DC or 240v AC
Cooling: Up to 30°C below ambient to 1°C minimum
Warming: Up to 65°C

TC-14FL

450mm (w) 328mm (h) 303mm (d)
Weight: 5kg
Capacity: 14 ltr

003291

TC-21FL

450mm (w) 420mm (h) 303mm (d)
Weight: 6kg
Capacity: 21 ltr

003292

WAECO RAPID CHARGE
CAR KIT

Heavy duty replacement for standard vehicle accessory sockets which can be inadequate to properly run fridges due to thin wiring and voltage drop. Includes 6m heavy duty 6mm cable.

003289**ENGEL** FREE-STANDING
12/24/240V
FRIDGE/
FREEZERS

Frame type door with replaceable teak panel. Interchangeable for left/right opening. 12V to 240v automatically selects mains power when connected.

ST-68E

Overall: 547mm (h) 450mm (w) 458mm (d)
Cut out: 505mm (d)
Capacity: 57 ltr

003202**ST-90E**

Overall: 780mm (h) 520mm (w) 548mm (d)
Cut out: 505mm (d)
Capacity: 85 ltr

003204**ENGEL** TRANSIT SLIDE
LOK

The easy and simple way to secure your Engel portable fridge-freezer in your vehicle. Simple, self-locking mechanism with easy one touch release system.

Suits MT35 and MT45

003456**ENGEL** BUILT-IN
FRIDGE/
FREEZERS

No exterior skin but with frame type door with replaceable door panel. Interchangeable for left/right opening. 12V to 240v automatically selects mains power when connected.

SR48F 12/24/240v

Overall: 544mm (h) 419mm (w) 500mm (d)
Cut Out: 510mm (h) 380mm (w) 455mm (d)
Capacity: 44 ltr

003199**SR70F 12/24/240v**

Overall: 552mm (h) 508mm (w) 547mm (d)
Cut Out: 517mm (h) 467mm (w) 547mm (d)
Capacity: 57 ltr

003201**ENGEL** COMBI CHEST
12/24/240V
FRIDGE/
FREEZERS

Separate fridge and freezer compartments. Thermostatically controlled fan provides cool air from the freezer section to maintain accurate refrigerator temperature. Features steel cabinet, lid and handles that can be used as tie down points. Supplied with both 12V and 240v cords with auto switching.

MT60F-C

External: 441mm (h) 790mm (w) 490mm (d)
Capacity: Fridge 32 litres
Freezer 25 litres

003217**MT80F-C**

External: 561mm (h) 790mm (w) 490mm (d)
Capacity: Fridge 42 litres
Freezer 33 litres

003219**ENGEL** CHEST TYPE
12/24/240v
FREEZERS**MT25F****MT35S****MT60F**

Engel chest type refrigerators utilise a unique energy efficient swing motor which uses little power and operates effectively even on steep grades. Auto switching between AC and DC is standard.

MT27F

Plastic cabinet
External: 462mm (h) 538mm (w) 306mm (d)
Capacity: 21 ltr

003213**MT35S**

Steel cabinet
External: 408mm (h) 631mm (d) 360mm (d)
Capacity: 32 ltr

003222**MT45FS**

Steel cabinet
External: 508mm (h) 631mm (w) 360mm (d)
Capacity: 39 ltr

003223**MT60F**

Steel cabinet
External: 441mm (h) 790mm (w) 490mm (d)
Capacity: 60 ltr

003216**MT80F**

With all steel cabinet
External: 561mm (h) 790mm (w) 490mm (d)
Capacity: 80 ltr

003218

ENGEL TRANSIT BAGS



Zip on insulated cover protects fridge from bumps and scratches. Incorporates a comfortable seat and handy storage pocket. Helps fridge performance in hot weather and extends hold-down time for overnight stops.

Suits MT35F	003414
Suits MT45FS	003415
Suits MT45F (Grey)	003416
Suits MT60F	003418
Suits MT80F	003422
Suits MR40F (Eclipse)	037749

ENGEL ECLIPSE CHEST FRIDGE/FREEZER




MR40F

Polypropylene cabinet. Build in tri-voltage 12/24v DC and 240v AC. Reversible lid. Includes DC and AC cords.

483mm (h) 636mm (w) 366mm (d)
Weight: 22kg
Capacity: 38 ltr

038064

ENGEL FRIDGE SLIDE



Allows for both secure mounting and storage of fridge in vehicle. The slide allows the fridge to be easily moved while still secure. Complete with tie down straps.

Suits 30 - 40 ltr	003452
Suits 60 ltr	003453

ENGEL THERMO-ELECTRIC WARMER/COOLERS



12V. Ideal for picnics and road trips. Cools up to 22° C below ambient temperature. Warms up to +65°.

TE08

Seat belt slot for fastening. Easy to open with a magnetic lid. Includes twin can holders.

260mm (h) 440mm (w) 205mm (d)
Weight: 3kg
Capacity: 8 ltr

003197

CONSUL 240v/GAS TWO DOOR REFRIGERATOR/FREEZER



1450mm (h) 595mm (w) 730mm (d)
Weight: 78kg
Capacity: 231 ltr incl. Freezer 30 ltr

003231

SOLAR FRIDGE FAN



Solar powered exhaust fan increases the cooling efficiency of refrigerator by venting hot air from coils.

000684

ENGEL DIGITAL THERMOMETER



Provides both outside ambient and inside fridge-freezer temperature. Includes battery and 5 metre lead.

003423

FRIDGE/FREEZER THERMOMETER



Has unique self-locking hanger which fastens to the shelf and can be read from any direction. Fahrenheit/Celsius scale. 102mm high.

003337

FRIDGE BULLS EYE LEVEL



Clear plastic level which will show level of any surface.

000369

FRIDGE RETAINING BARS



Keep jars and bottles secure while travelling. Spring loaded rails with rubber tips. Extends from 394 to 711mm

Single bars. Pack of 3	003356
Double bars	003357

FRIDGE SWITCH



Using this sensor the 12V circuit of a 3 way caravan fridge is switched on when the vehicle moves and switched off when the vehicle stops. Easy to install.

003335

LEMAIR MINI WASHING MACHINE

Ideal for small spaces. Portable. Fully automatic, 3 wash cycles, fast spin and variable water selection and wash completion alarm. 1 year warranty.
695mm (h) 438mm (w) 438mm (d).
Weight: 18kg
Capacity: 2.2kg
240 volt

039041**WASHING MACHINE - 240V TWIN TUB**

- Twin tub
- 240V operation
- 2kg capacity
- Wash and spin can work simultaneously
- Size: 550mm H x 340mm x 550mm

039698
Dometic **POP TOP**
ROOF MOUNTED AIR
CONDITIONER B1900S


Lightweight, aerodynamic, modern design with ultra low profile. Easy and fast installation. Inside air vents sit flush with roof when unit is turned off. Suitable for vans to 5m (external).

NB Modifications to your pop-top may be required when installing this unit.

Cooling capacity: 1.9kW approx
Heating capacity: 1.2kW approx
Weight: 30kg approx

Roof Section:
950mm (l) 625mm (w) 235mm (h)

026413
Dometic **ROOF TOP**
AIR CONDITIONER B3253


Ultra low aerodynamic profile with a compact interior panel which allows more headroom. The 3 speed fan is quiet and provides controlled air circulation at the temperature you desire with no more hot spots as the automotive style air louvres direct air flow just where it is needed. Features both a tough plastic outer shroud and a reinforced base pan built to handle Australian conditions.

Heating Capacity: 1.6kw/3.2kw
Cooling Capacity: 3kw/3.2kw
Weight: 50kg approx.

Roof Opening:
360mm (l) 360mm (w)
Protruding Roof Section:
1015mm (l) 730mm (w) 265mm (h)

Inside Box:
560mm (l) 510mm (w) 64mm (h)

035689
Dometic **WASHING**
MACHINE - FRONT LOADING


Space saving design. Freestanding or can be installed under a work bench. Economy and quick wash options with 9 different programs and 7 temperature options. 240 volt only.

670mm (h) 495mm (w) 515mm (d)
Weight: 54kg
Capacity: 3kg load

033474
Dometic
DIESEL ROOM HEATER


- Delivers 2.2kW of hot air
- Slow fan speed for quiet operation and fuel economy.
- Automatic temperature control with pre-set facility
- Fuel supplied from towing vehicle
- Can be operated whilst on the move.
- Small, compact design allows easy space-saving installation in the RV or under the floor.
- 310mm (l) 115mm (w) 122mm (h) Weight 2.7kg

D2 Twin Outlet

033884



IBIS REVERSE CYCLE AIR CONDITIONER



The Ibis is the lowest profile fully reverse cycle roof top air conditioner. on the market. The advanced electronic controls offer remote operation, a dehumidifying function, and an energy saving sleep function.

002496



CORMORANT REVERSE CYCLE AIR CONDITIONER



Cormorant roof top air conditioner, rugged enough for Australian conditions yet powerful enough to handle most situations*. It is a fully featured 3.5kw reverse cycle roof top air conditioner providing highly efficient cooling and heating. As with all Aircommand reverse cycle units the electronic de-ice function allows operation of the heater in temperatures as low as - 5 degs.

002497



SPARROW REVERSE CYCLE AIR CONDITIONER



The Australian made Sparrow is a full reverse cycle roof top unit suitable for vans up to approx 16'. As with all Aircommand reverse cycle units the electronic de-ice function allows operation of the heater in temperatures as low as - 5 degs.

039253



HERON 2.2 AIR CONDITIONER SERIES 3



The Heron 2.2 is a compact, efficient split system air conditioner that allows great flexibility of installation and normally suitable for caravans, motor homes and pop tops up to 5.2m (external dimension).

White

002457

Silver

002487



JABIRU ALL-IN- ONE REVERSE CYCLE AIR CONDITIONER



The Jabiru is the new compact reverse cycle heat pump air conditioner, small enough to be installed anywhere and powerful enough to handle most situations*. The Jabiru provides 2.2kw of cooling and heating capacity with Aircommand's unique electronic de-ice feature can heat in conditions as low as - 5 degrees.

040206



HERON Q MK4 REVERSE CYCLE AIR CONDITIONER



The Heron Q is a compact, efficient reverse cycle split system air conditioner that allows great flexibility of installation. It is composed of an evaporator (air handler) which is installed in a cupboard or overhead locker and a separate condenser that is usually fitted in a wardrobe.

White

040204

Silver

040205

SPECIFICATIONS:

	IBIS	CORMORANT	SPARROW		HERON 2.2	HERON Q		JABIRU
Electrical Rating	240V, 50hz	240V, 50hz	240V, 50hz	Electrical Rating	240V, 50hz	240V, 50hz	Electrical Rating	240V, 50hz
Nominal Cooling Capacity	3.2kw	3.5kw	2.0kw	Nominal Cooling Capacity	2.2kw	3.2k	Nominal Cooling Capacity	2.2kw
Nominal Heating Capacity	3.4kw	3.5kw	2.2kw	Nominal Heating Capacity	1.5kw	3.2k	Nominal Heating Capacity	2.2kw
Maximum Rated Current, Cooling	5.4A	6.1A	4.0A	Maximum Rated Current, Cooling	4.0A	6.5A	Maximum Rated Current, Cooling	5.2A
Maximum Rated Current, Heating	5.6A	6.5A	4.2A	Maximum Rated Current, Heating	6.5A	6.5A	Maximum Rated Current, Heating	5.2A
Locked Rotor Current	20A	20A	15A	Locked Rotor Current	18A	20A	Air Delivery Maximum	120l/s
Inside Air Delivery, Maximum	140l/s	150l/s	110l/s	Inside Air Delivery, Maximum	110l/s	138l/s	Overall Weight	40kg
Total Weight	49kg	47kg	33kg	Installed Weight	36kg	38kg	Overall Height	750mm
Overall Height	220mm	346mm	220mm	Condenser Height	245mm	770mm	Overall Width	300mm
Overall Width	825mm	715mm	550mm	Condenser Width	642mm	455mm	Facia Depth	15mm
Overall Length	1040mm	1050mm	915mm	Condenser Depth	450mm	295mm	Recess Required Height	747mm
Inside Plenum Height	65mm	65mm	65mm	Air Handler Height	240mm	240mm	Recess Required Width	270mm
Inside Plenum Width	535mm	535mm	535mm	Air Handler Width	380mm	380mm	Recess Required Depth	565mm
Inside Plenum Length	555mm	555mm	555mm	Air Handler Depth	250mm	250mm		

ROOF MOUNTED H-FRAME



Provides external reinforcement to caravan roofs when fitting a roof mounted air conditioner. Easy to fit and recommended for use on caravans travelling for extended periods. Suits all roof mounted air conditioners.

002523

SUBURBAN STORAGE WATER HEATERS



Steel tank with porcelain lining. Replaceable anode rod for corrosion protection. Easy access. Foam tank insulation. High recovery rate (36 ltr per hour).

GAS

SW6PA - 22.6 ltr capacity.
Manual ignition.

003613

SW6D - 22.6 ltr capacity.
Direct spark ignition.
Aluminium anode rod.

003618
035975**DUAL LP GAS/240V**

12V direct spark ignition.
320mm (h) 320mm (w) 500mm (d)
22.6 ltr capacity.

003619

WATER HEATER TEMPERING VALVE



EB35. 1/2". Blue cap. Recommended for all hot water services on the outlet side. 039244

TRUMA STORAGE WATER HEATERS



14 litre stainless steel tank. Heats to 70°C.
320mm (h) 350mm (w) 350mm (d).

Dual LP Gas and 240v

026453

ADJUSTABLE PRESSURE REDUCING VALVE



EB35. 1/2" FBSP. 110-550KPA.
Recommended to be used with Henry hot water service part no. 038545.

039245

EDSON MP9 240v STORAGE WATER HEATER



9 ltr capacity. Mains pressure with automatic thermostat control. Automatic over temperature safety cut out. 2000 watt.
430mm (h) 210mm (w) 210mm (d)

MP9V - Vertical Mount

003638

MP9H - Horizontal Mount

003634

LIDO JUNIOR LP GAS STOVE



2 burner and grill, stainless body with painted base and hinged lid. Also available with sea rail for marine use.
500mm (w) 280mm (d) 170mm (h)

002721



400 SERIES STAINLESS STEEL 4 BURNER GAS ELECTRIC GRILL

**400 Series.**

- 4 burner HOB 3 gas / 1 electric
- Grill
- Glass lid
- 12 volt electric ignition to burners and grill
- Flame failure safety device to all burners
- Flush mounting
- Stainless steel finish
- Gas safety cut-off

040601



400 SERIES STAINLESS STEEL 4 BURNER GAS ELECTRIC GRILL & OVEN

**400 Series.**

- 4 burner HOB 3 gas / 1 electric
- Grill with grill tray and oven with oven rack
- Glass lid
- 12 volt electric ignition to burners and grill
- Flame failure safety device to all burners
- Flush mounting
- Stainless steel finish
- Gas safety cut-off

040600

SAMEV 7000 SERIES LP GAS STOVE



White. 4 burner, oven and grill. Optional glass bi-fold lid.

390mm (h) + 95mm pan supports

486mm (w) 415mm (d)

002588

White Bi-fold Glass Lid

002592

SAMEV STAINLESS STEEL 3 BURNER OVEN/ GRILL

NOT SUITABLE FOR MARINE USE



304 grade s/steel. Compact and lightweight. Control knobs located on front panel for ease of operation. 12V electronic ignition to oven, grill and burners. Flame failure safety cutout to all burners. Oven light. Weighs 19kg. 390mm (h) +95mm pan supports 486mm (w) 415mm (d)

002590

SAMEV STAINLESS STEEL MARINE 3 BURNER/ GRILL/OVEN



Approved for marine installations. All 316 grade stainless steel. Oven with grill and rotisserie. Door lock, heat guard and oven light. Flame failure device to all burners. Ignition to all burners. Patented gimbals and pot holders.

485mm (h) 486mm (w) 415mm (d)

002840

SAMEV STAINLESS STEEL MINI GRILL



304 grade s/steel. Compact with two position grill tray and piezo ignition. 240mm (h) 485mm (w) 425mm (d)

002597

SAMEV OVEN AND GRILL



Oven thermostat. Glass front drop down door and stainless steel (304 grade) fascia. The grill is an integral part of the oven space allowing the oven to be located below or level with the cook top. Recess required: 460mm (h) 500mm (w) 480mm (d)

002841

SAMEV 3 BURNER STOVE AND SINK COMBO



304 grade s/steel. Space saving with glass lid and flame failure safety device. Tap not included.

150mm (h) 970mm (w) 430mm (d)

002795

Glass lid for hotplate

002790

Glass lid for sink

002791

SAMEV DROP IN STOVES



304 grade s/steel drop in stove with glass lid.

2 BURNER

480mm (w) 370mm (d) 90mm (h)

002843

3 BURNER

560mm (w) 440mm (d) 90mm (h)

002846

CAMEC 12V STAINLESS STEEL RANGEHOOD



Top vent. 2 halogen lights. 1 metre of flexible tubing included.

590mm (w) 310mm (d) 60mm (h)

003511

Rangehood duct tube - black

003515

Dometic ORIGO METHO MARINE STOVES

Stainless steel stoves ideal for marine use - safe and easy to use, compact and built to last. Fuel is absorbed and bound in a non-flammable mineral wool material and the spirit is drawn to the surface by capillary action. No dangerous pressure methods are used. Compact design and high heating power. Easily installed with integrated safety fuel canister with 1.2 litre capacity.

ORIGO 1500



Single burner freestanding benchtop stove.
228mm (h) 262mm (d) 236mm (w)
282mm (w) with Gimbal

002870

ORIGO 2000



Single burner stove for built in applications.
Available with or without hinged cover of
tempered glass.
150mm (h) 396mm (w) 150mm (d)
Cut out: 345mm (w) 325mm (d)

002873

ORIGO 6000



2 burner marine stove including oven. Easily
fitted. Gimbal mounting comes as standard.
562mm (h) 465mm (w) 335mm (d)

034898

ORIGO 3000



2 burner freestanding benchtop stove.
137mm (h) 262mm (d) 464mm (w)
510mm (w) with Gimbal

035712

ORIGO 4100



2 burner stove for built in applications.
150mm (h) 623mm (w) 377mm (d)
Cut out: 575mm (w) 325mm (d)

035713

ORIGO FUEL CONTAINERS



Specially designed and filled with an
absorbent material, holding 1.2 litres of fuel.
Leak-proof, even when held upside down.

036804

Dometic RANGE HOOD MODEL CK150



Flush mount. Powerful performance.
Integrated halogen light. 1 speed fan.
Silent 12V operation. Easy installation with
removable washable filter.

375mm (w) 140mm (d) 50mm (h)

017022

 **CAMEC**® | GO FURTHER